

Staircase Measurement Form: Your Information

Page 1 of 3

For proper Staircase Measurement, this three-page form must be filled out completely and correctly, and presented at our showroom in Brighton, Missouri along with clear pictures of your staircase. You may also fax to 417-376-4006 or email to sales@countryhomeelevator.com.

IF COMING IN PERSON RATHER THAN FAXING OR EMAILING, PLEASE CALL AHEAD TO ENSURE AN APPOINTMENT. WEEKEND HOURS AVAILABLE.

Please fill out your information. This will only be used to follow up on your interest in stairlifts.


Name _____

Address _____

City _____ State _____ Zip _____

Phone _____ Email _____

Add'l Notes/Sketches

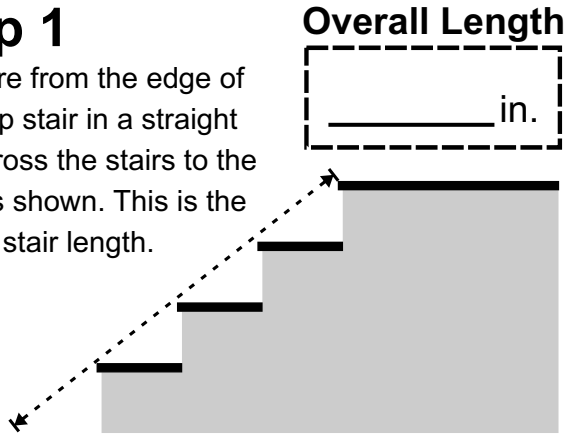


Staircase Measurement Form: Measurements

It's best to perform all measurements and counts twice for accuracy. Also, be careful that your tape measure doesn't bend between stairs.

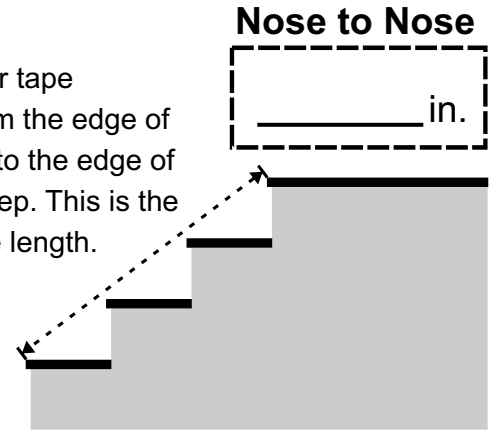
Step 1

Measure from the edge of your top stair in a straight line across the stairs to the floor as shown. This is the overall stair length.



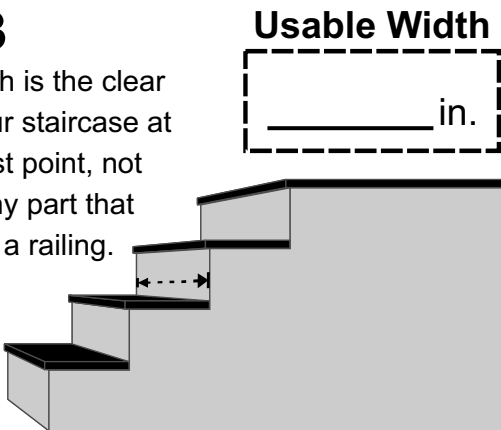
Step 2

Now run your tape measure from the edge of the top step to the edge of the lowest step. This is the nose to nose length.



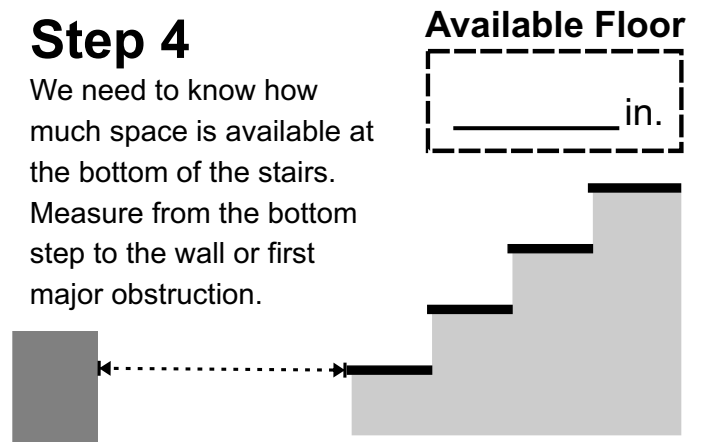
Step 3

Usable width is the clear width of your staircase at its narrowest point, not including any part that lies beyond a railing.



Step 4

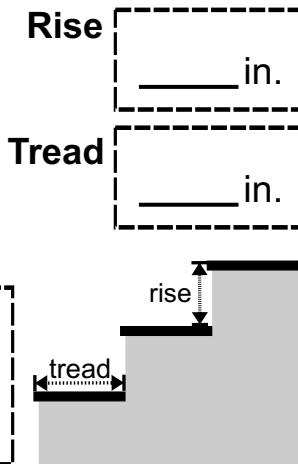
We need to know how much space is available at the bottom of the stairs. Measure from the bottom step to the wall or first major obstruction.



Step 5

If rise and tread are not the same for all stairs, please list the largest measurements here and note the others below.

Add'l Rise/Tread



Step 6

Just a few more simple questions and we're done.

Number of risers includes the top stair, but not the bottom landing. **Installation side** is as viewed from the bottom of the stairs. Please be sure to attach photos so that we can help you choose the optimal side.


No. of Risers

Installation Side

Left Right

Doors?

Top Bottom



Staircase Measurement Form: Photos

Page 3 of 3

At least two clear photographs of your staircase (preferably one from the top and one from the bottom) must be provided along with the first part of this form to receive the Staircase Measurement Discount. You can attach prints here or email photos to: sales@countryhomeelevator.com.

attach photo here

attach photo here